



## OLIVIER CANAPÉS

design Emanuela Garbin- Mario Dell'Orto  
2015

Un canapé au sens le plus traditionnel du terme étudié pour répondre aux changements du mode de vie contemporain, sans séparations nettes entre l'espace nuit et l'espace jour. Le résultat offre des assises amples et spacieuses, extrêmement confortables, d'une grande flexibilité de composition, à compléter avec les tables basses de la même série.

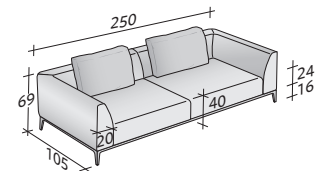
Structure en tubes d'acier, finition brunie mate et assise avec sangles élastiques tressées revêtues de tissu jersey. Assise et dossiers avec revêtement déhoussable en tissu, cuir ou Ecopelle Dollaro. Grands coussins de soutien pour le dossier, réalisables avec des tissus de la collection Flou ainsi qu'avec le revêtement caractéristique en cuir tressé et coussins décoratifs de différentes dimensions enrichissent les compositions.

**Flou**

LA CULTURA DEL DORMIRE.



## COMPOSITION B



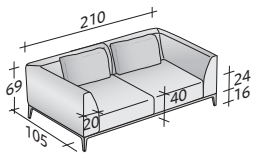
- STRUCTURE (L240xP100xH16) - 1 élément
- ASSISE (L100xP80xH24) - 2 éléments
- ACCOUDOIR ANGLE DROIT DX (L125xP105xH53) - 1 élément
- ACCOUDOIR ANGLE GAUCHE SX (L125xP105xH53) - 1 élément
- COUSSINS 75 x 50 - 2 éléments

## OLIVIER CANAPÉS COMPOSITIONS

## ENCOMBREMENT

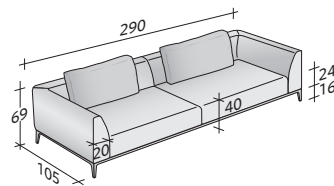
DIMENSIONS IN CM.

### COMPOSITION A



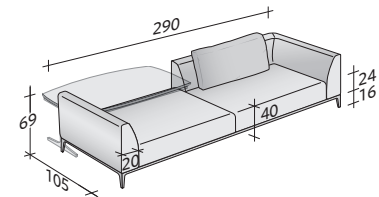
- STRUCTURE (L200xP100xH16) - 1 élément
- ASSISE (L80xP80xH24) - 2 éléments
- ACCOUDOIR ANGLE DROIT DX (L105xP105xH53) - 1 élément
- ACCOUDOIR ANGLE GAUCHE SX (L105xP105xH53) - 1 élément
- COUSSINS 75 x 50 - 2 éléments

### COMPOSITION C



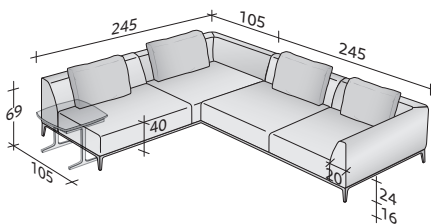
- STRUCTURE (L280xP100xH16) - 1 élément
- ASSISE (L120xP80xH24) - 2 éléments
- ACCOUDOIR ANGLE DROIT DX (L145xP105xH53) - 1 élément
- ACCOUDOIR ANGLE GAUCHE SX (L145xP105xH53) - 1 élément
- COUSSINS 95 x 50 - 2 éléments

### COMPOSITION D (table basse pas incluse)



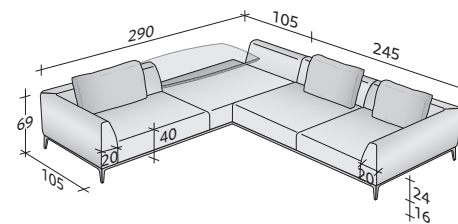
- STRUCTURE (L280xP100xH16) - 1 élément
- ASSISE (L120xP80xH24) - 1 élément
- ASSISE (L120xP100xH24) - 1 élément
- ACCOUDOIR (L105xP20xH53) - 1 élément
- ACCOUDOIR ANGLE DROIT DX (L145xP105xH53) - 1 élément
- COUSSINS 95 x 50 - 1 élément

### COMPOSITION E (table basse pas incluse)



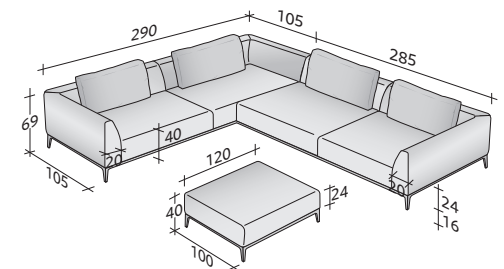
- STRUCTURE ANGLE DROITE DX (L240xP100xH16) - 1 élément
- STRUCTURE ANGLE GAUCHE SX (L240xP100xH16) - 1 élément
- ASSISE (L100xP80xH24) - 2 éléments
- ASSISE (L120xP80xH24) - 2 éléments
- ACCOUDOIR ANGLE DROIT DX (L125xP105xH53) - 2 éléments
- DOSSIER (L120xP20xH53) - 2 éléments
- COUSSINS 75 x 50 - 4 éléments

### COMPOSITION F (table basse pas incluse)



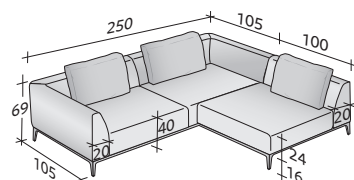
- STRUCTURE ANGLE DROITE DX (L240xP100xH16) - 1 élément
- STRUCTURE ANGLE GAUCHE SX (L280xP100xH16) - 1 élément
- ASSISE (L120xP80xH24) - 2 éléments
- ASSISE (L100xP80xH24) - 1 élément
- ASSISE (L120xP100xH24) - 1 élément
- ACCOUDOIR ANGLE GAUCHE SX (L145xP105xH53) - 1 élément
- ACCOUDOIR ANGLE DROIT DX (L125xP105xH53) - 1 élément
- ACCOUDOIR (L105xP20xH53) - 1 élément
- DOSSIER (L120xP20xH53) - 1 élément
- COUSSINS 75 x 50 - 2 éléments
- COUSSINS 95 x 50 - 1 élément

### COMPOSITION G



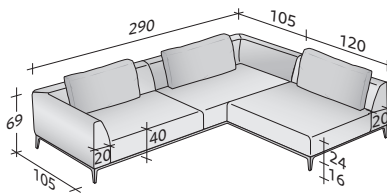
- STRUCTURE ANGLE DROITE DX (L280xP100xH16) - 1 élément
- STRUCTURE ANGLE GAUCHE SX (L280xP100xH16) - 1 élément
- ASSISE (L120xP80xH24) - 3 éléments
- ASSISE (L140xP80xH24) - 1 élément
- ACCOUDOIR ANGLE GAUCHE SX (L145xP105xH53) - 1 élément
- ACCOUDOIR ANGLE DROIT DX (L145xP105xH53) - 2 éléments
- DOSSIER (L140xP20xH53) - 1 élément
- COUSSINS 95 x 50 - 4 éléments
- STRUCTURE POUF (L120xP100xH16) - 1 élément
- ASSISE POUF (L120xP100xH24) - 1 élément

### COMPOSITION H



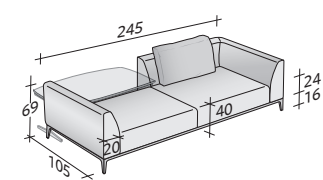
- STRUCTURE ANGLE GAUCHE SX (L240xP100xH16) - 1 élément
- STRUCTURE DROITE DX (L100xP100xH16) - 1 élément
- ASSISE (L100xP80xH24) - 3 éléments
- DOSSIER (L100xP20xH53) - 1 élément
- ACCOUDOIR ANGLE DROIT DX (L125xP105xH53) - 1 élément
- ACCOUDOIR ANGLE GAUCHE SX (L125xP105xH53) - 1 élément
- COUSSINS 75 x 50 - 3 éléments

### COMPOSITION I



- STRUCTURE ANGLE GAUCHE SX (L280xP100xH16) - 1 élément
- STRUCTURE DROITE DX (L120xP100xH16) - 1 élément
- ASSISE (L120xP80xH24) - 3 éléments
- DOSSIER (L120xP20xH53) - 1 élément
- ACCOUDOIR ANGLE DROIT DX (L145xP105xH53) - 1 élément
- ACCOUDOIR ANGLE GAUCHE SX (L145xP105xH53) - 1 élément
- COUSSINS 95 x 50 - 3 éléments

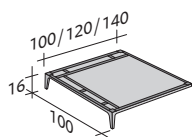
### COMPOSITION L (table basse pas incluse)



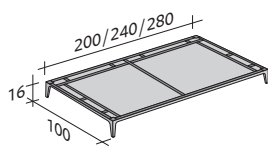
- STRUCTURE (L240xP100xH16) - 1 élément
- ASSISE (L100xP80xH24) - 1 élément
- ASSISE (L100xP100xH24) - 1 élément
- ACCOUDOIR (L105xP20xH53) - 1 élément
- ACCOUDOIR ANGLE DROIT DX (L125xP105xH53) - 1 élément
- COUSSINS 75 x 50 - 1 élément

## STRUCTURE CANAPÉ

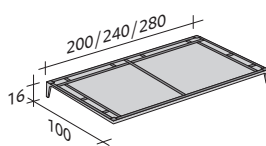
PAS AUTOPORTANT



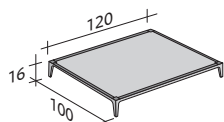
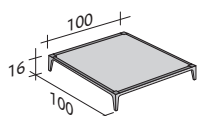
AUTOPORTANT



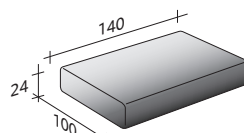
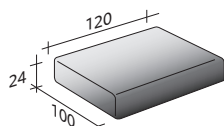
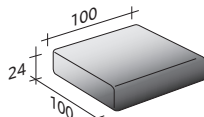
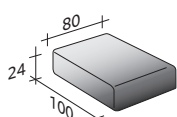
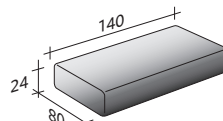
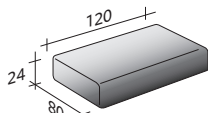
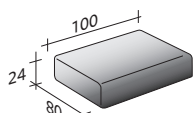
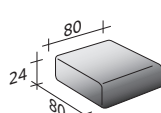
PAS AUTOPORTANT



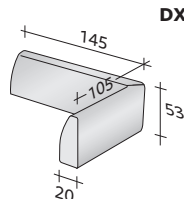
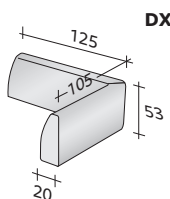
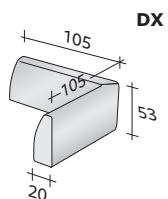
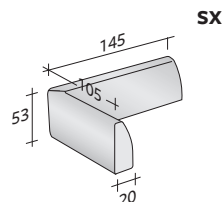
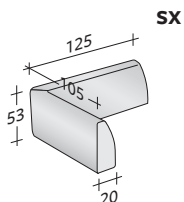
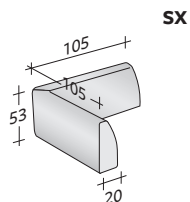
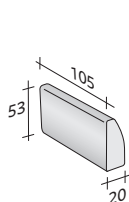
## STRUCTURE POUF



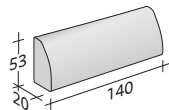
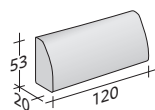
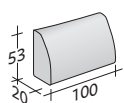
## COUSSINS ASSISE CANAPÉ / COUSSINS POUF



## ACCOUDOIRS / ACCOUDOIRS ANGLE



## DOSSIERS



## COUSSINS DOSSIER / COUSSINS ACCOUDOIR

