



OLIVIER CANAPÉS

design Emanuela Garbin- Mario Dell'Orto
2015

Un canapé au sens le plus traditionnel du terme étudié pour répondre aux changements du mode de vie contemporain, sans séparations nettes entre l'espace nuit et l'espace jour. Le résultat offre des assises amples et spacieuses, extrêmement confortables, d'une grande flexibilité de composition, à compléter avec les tables basses de la même série.

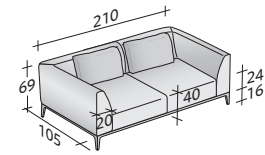
Structure en tubes d'acier, finition brunie mate et assise avec sangles élastiques tressées revêtues de tissu jersey. Assise et dossiers avec revêtement déhoussable en tissu, cuir ou Ecopelle Dollaro. Grands coussins de soutien pour le dossier, réalisables avec des tissus de la collection Flou ainsi qu'avec le revêtement caractéristique en cuir tressé et coussins décoratifs de différentes dimensions enrichissent les compositions.

Flou

LA CULTURA DEL DORMIRE.



COMPOSITION A



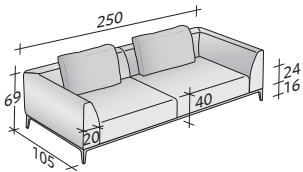
- STRUCTURE (L200xP100xH16) - 1 élément
- ASSISE (L80xP80xH24) - 2 éléments
- ACCOUDOIR ANGLE DROIT DX (L105xP105xH53) - 1 élément
- ACCOUDOIR ANGLE GAUCHE SX (L105xP105xH53) - 1 élément
- COUSSINS 75 x 50 - 2 éléments

OLIVIER CANAPÉS COMPOSITIONS

ENCOMBREMENT

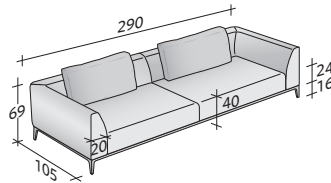
DIMENSIONS IN CM.

COMPOSITION B



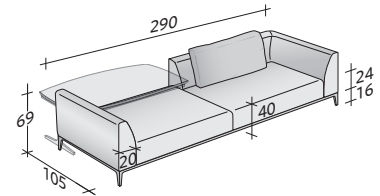
- STRUCTURE (L240xP100xH16) - 1 élément
- ASSISE (L100xP80xH24) - 2 éléments
- ACCOUDOIR ANGLE DROIT DX (L125xP105xH53) - 1 élément
- ACCOUDOIR ANGLE GAUCHE SX (L125xP105xH53) - 1 élément
- COUSSINS 75 x 50 - 2 éléments

COMPOSITION C



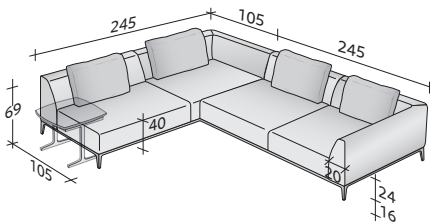
- STRUCTURE (L280xP100xH16) - 1 élément
- ASSISE (L120xP80xH24) - 2 éléments
- ACCOUDOIR ANGLE DROIT DX (L145xP105xH53) - 1 élément
- ACCOUDOIR ANGLE GAUCHE SX (L145xP105xH53) - 1 élément
- COUSSINS 95 x 50 - 2 éléments

COMPOSITION D (table basse pas incluse)



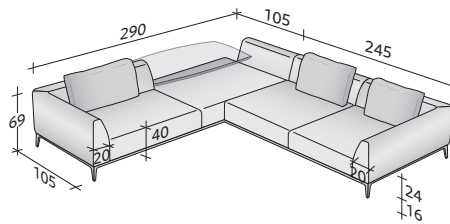
- STRUCTURE (L280xP100xH16) - 1 élément
- ASSISE (L120xP80xH24) - 1 élément
- ASSISE (L120xP100xH24) - 1 élément
- ACCOUDOIR (L105xP20xH53) - 1 élément
- ACCOUDOIR ANGLE DROIT DX (L145xP105xH53) - 1 élément
- COUSSINS 95 x 50 - 1 élément

COMPOSITION E (table basse pas incluse)



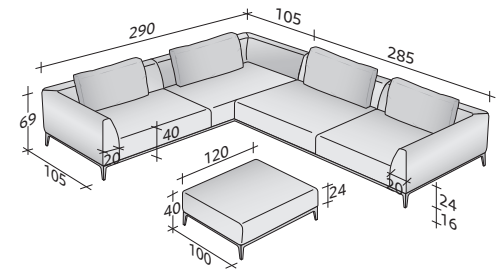
- STRUCTURE ANGLE DROITE DX (L240xP100xH16) - 1 élément
- STRUCTURE ANGLE GAUCHE SX (L240xP100xH16) - 1 élément
- ASSISE (L100xP80xH24) - 2 éléments
- ASSISE (L120xP80xH24) - 2 éléments
- ACCOUDOIR ANGLE DROIT DX (L125xP105xH53) - 2 éléments
- DOSSIER (L120xP20xH53) - 2 éléments
- COUSSINS 75 x 50 - 4 éléments

COMPOSITION F (table basse pas incluse)



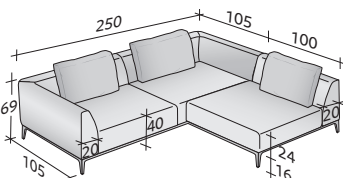
- STRUCTURE ANGLE DROITE DX (L240xP100xH16) - 1 élément
- STRUCTURE ANGLE GAUCHE SX (L280xP100xH16) - 1 élément
- ASSISE (L120xP80xH24) - 2 éléments
- ASSISE (L100xP80xH24) - 1 élément
- ASSISE (L120xP100xH24) - 1 élément
- ACCOUDOIR ANGLE GAUCHE SX (L145xP105xH53) - 1 élément
- ACCOUDOIR ANGLE DROIT DX (L125xP105xH53) - 1 élément
- ACCOUDOIR (L105xP20xH53) - 1 élément
- DOSSIER (L120xP20xH53) - 1 élément
- COUSSINS 75 x 50 - 2 éléments
- COUSSINS 95 x 50 - 1 élément

COMPOSITION G



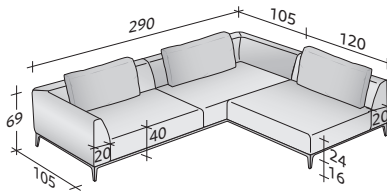
- STRUCTURE ANGLE DROITE DX (L280xP100xH16) - 1 élément
- STRUCTURE ANGLE GAUCHE SX (L280xP100xH16) - 1 élément
- ASSISE (L120xP80xH24) - 3 éléments
- ASSISE (L140xP80xH24) - 1 élément
- ACCOUDOIR ANGLE GAUCHE SX (L145xP105xH53) - 1 élément
- ACCOUDOIR ANGLE DROIT DX (L145xP105xH53) - 2 éléments
- DOSSIER (L140xP20xH53) - 1 élément
- COUSSINS 95 x 50 - 4 éléments
- STRUCTURE POUF (L120xP100xH16) - 1 élément
- ASSISE POUF (L120xP100xH24) - 1 élément

COMPOSITION H



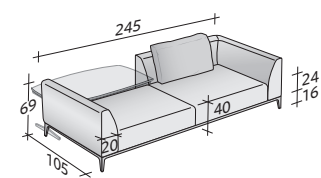
- STRUCTURE ANGLE GAUCHE SX (L240xP100xH16) - 1 élément
- STRUCTURE DROITE DX (L100xP100xH16) - 1 élément
- ASSISE (L100xP80xH24) - 3 éléments
- DOSSIER (L100xP20xH53) - 1 élément
- ACCOUDOIR ANGLE DROIT DX (L125xP105xH53) - 1 élément
- ACCOUDOIR ANGLE GAUCHE SX (L125xP105xH53) - 1 élément
- COUSSINS 75 x 50 - 3 éléments

COMPOSITION I



- STRUCTURE ANGLE GAUCHE SX (L280xP100xH16) - 1 élément
- STRUCTURE DROITE DX (L120xP100xH16) - 1 élément
- ASSISE (L120xP80xH24) - 3 éléments
- DOSSIER (L120xP20xH53) - 1 élément
- ACCOUDOIR ANGLE DROIT DX (L145xP105xH53) - 1 élément
- ACCOUDOIR ANGLE GAUCHE SX (L145xP105xH53) - 1 élément
- COUSSINS 95 x 50 - 3 éléments

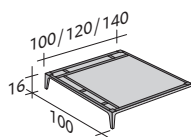
COMPOSITION L (table basse pas incluse)



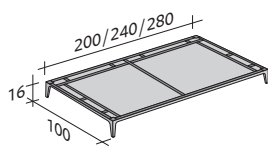
- STRUCTURE (L240xP100xH16) - 1 élément
- ASSISE (L100xP80xH24) - 1 élément
- ASSISE (L100xP100xH24) - 1 élément
- ACCOUDOIR (L105xP20xH53) - 1 élément
- ACCOUDOIR ANGLE DROIT DX (L125xP105xH53) - 1 élément
- COUSSINS 75 x 50 - 1 élément

STRUCTURE CANAPÉ

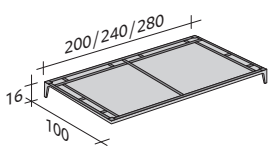
PAS AUTOPORTANT



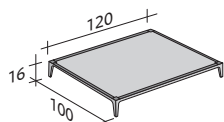
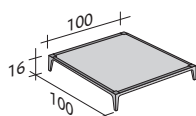
AUTOPORTANT



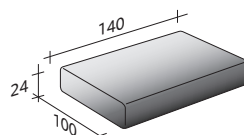
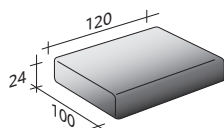
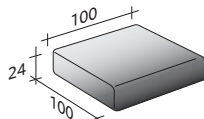
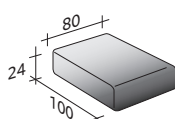
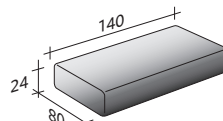
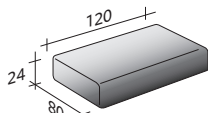
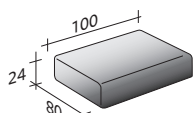
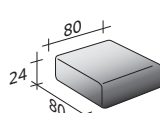
PAS AUTOPORTANT



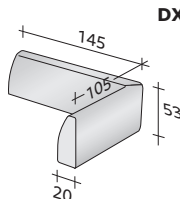
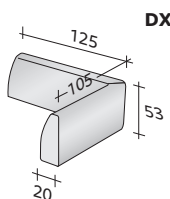
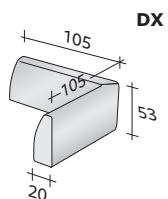
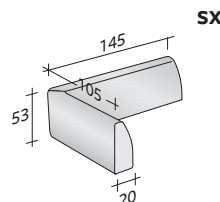
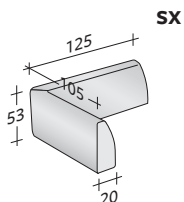
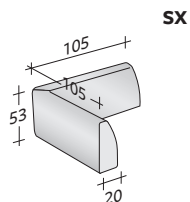
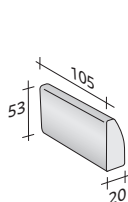
STRUCTURE POUF



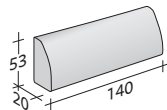
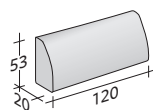
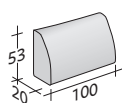
COUSSINS ASSISE CANAPÉ/COUSSINS POUF



ACCOUDOIRS/ACCOUDOIRS ANGLE



DOSSIERS



COUSSINS DOSSIER/COUSSINS ACCOUDOIR

