



# ANGLE

DOUBLE  
design Rodolfo Dordoni  
2008

Double-size bed with impressive lines, available in the versions with simple headboard or with side panels. Padded and quilted headboard with completely removable covers in fabric or leather. Available with box-spring base Leonardo, fixed base h 25 cm, storage base or base with electrical movements. Two lamps Angle with a polished chrome-plated, golden or bronze tubular structure can be installed in the intersection recess between the headboard and the panels of Angle bed.

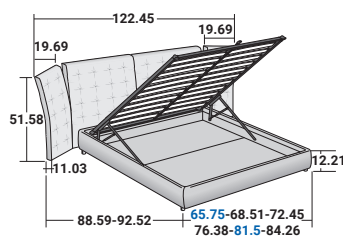


## ANGLE WITH SIDE PANELS DOUBLE

design Rodolfo Dordoni 2008

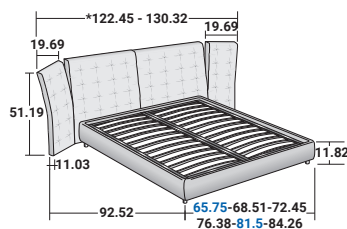
## BASES AND MATTRESS SUPPORTS

OUTER SIZES - SIZE IN INCHES



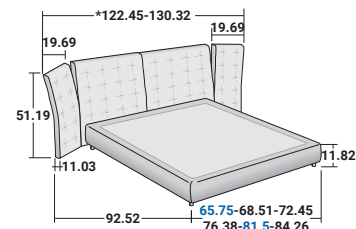
### STORAGE BASE

ADJUSTABLE SLATTED BASE



### BASE H25

ADJUSTABLE SLATTED BASE  
ELECTRICALLY POWERED ADJUSTABLE SLATS



### BASE LEONARDO

\*Headboard width:  
311 for mattresses 160/170/180  
331 for mattress 200